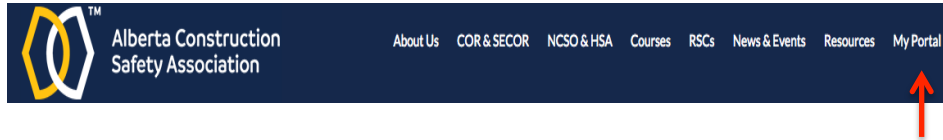
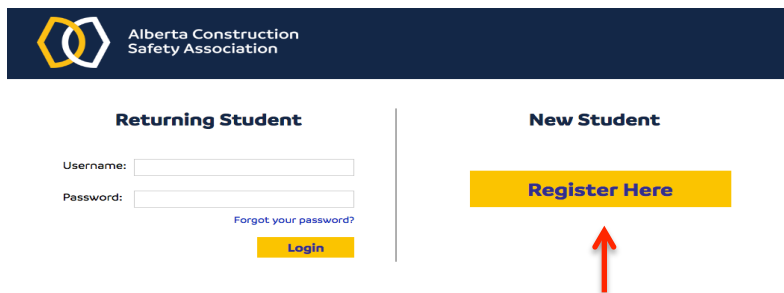


HOW TO CREATE AN ACSA ACCOUNT



1. Go to <http://www.youracsa.ca>
2. Select “My Portal”



3. Under New Student select “Register Here”



4. Fill in all the required information to create the account. When you reach the *Division area, click on the following icon:

* Division:  

You must enter **225162** in the “ID Area” and hit search. Select “Electrical Industry Training Centre”

5. Once your account is created (wait 10 min for the account to process) contact the Electrical Industry Training Centre in either Calgary 403-291-2787 or Edmonton 780-462-5729 to have CSTS and/or ESTS (online arc flash) added to your account.

Your certification card will be in your ACSA account once you have successfully completed the course. If you have any questions about the course or your certification card, you must contact the ACSA at 1-855-723-8734.